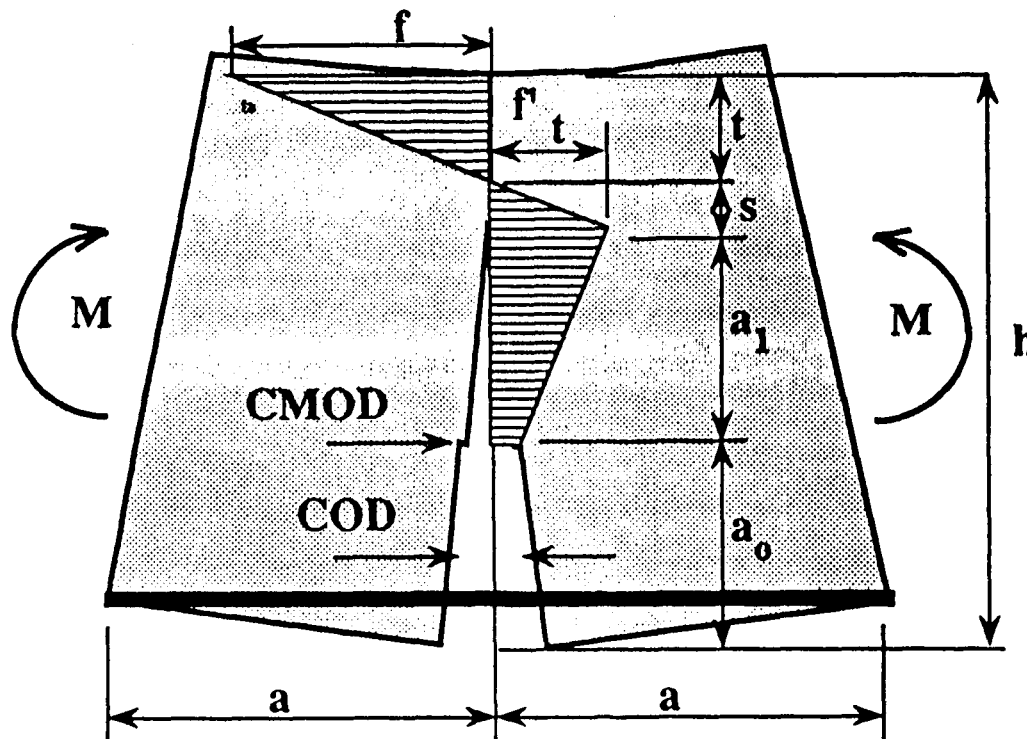


# CONCRETE DESIGN BASED ON FRACTURE MECHANICS

SP 134-1

## Should Design Codes Consider Fracture Mechanics Size Effect?

by Zdeněk P. Bažant



**Synopsis.** This paper reviews recent theoretical and experimental results on the size effect in brittle failures of reinforced concrete structures caused by the release of stored energy. After summarizing the size effect law and explaining the novel concept of a brittleness number, the results of recent Northwestern University tests of diagonal shear failure, punching shear failure, torsional failure and pullout failure are discussed. These results, which were obtained on geometrically similar specimens with a broad range of sizes are found to be in excellent agreement with the theoretical size effect law. The experimental evidence is much stronger than that which was previously obtained by analyzing a large amount of test results from the literature, which were not obtained on geometrically similar specimens and were limited to a narrow size range. It is also pointed out that the test data on diagonal shear disagree with the classical Weibull-type theory of size effect, thus strengthening the theoretical argument against using this theory for the size effect in concrete structures whose maximum load is much larger than the cracking initiation load. The test results indicate that the presently considered fracture mechanics size effect ought to be incorporated into the formulas for the contribution of concrete to the ultimate load capacity in brittle failures of concrete structures. It is shown that such formulas can be based on the brittleness number. For any given structure shape, this number can be determined from size effect tests. However, prediction of this number without such test data will require some further research.

**Keywords:** Concrete structures; diagonal tension; failure; fracture mechanics; pullout tests; punching shear; shear properties; size effect; standards; structural design; torsion

Zdeněk P. Bazant is a Walter P. Murphy Professor of Civil Engineering at the Center for Advanced Cement-Based Materials, Northwestern University, Evanston, Illinois, U.S.A.

## 1 Introduction

It has long been known that ultimate loads of concrete structures exhibit size effect. The classical explanation has been Weibull's weakest-link theory which takes into account the random nature of concrete strength [1,2,3,4,5]. However, for reasons given elsewhere [6] and briefly explained in the Appendix, it now appears that the statistical theory does not suffice to describe the essence of the size effect observed in brittle failures of reinforced concrete structures and plays only a secondary role. The main mechanism of the size effect in this type of failure is deterministic rather than statistical, and is due to the release of the stored energy of the structure into the front of the cracking zone or fracture. This phenomenon is properly described by fracture mechanics in its recently developed nonlinear formulation which takes into account the distributed nature of cracking at the fracture front.

The purpose of this review paper is to summarize the existing evidence and also present some recent experimental results obtained at Northwestern University.

## 2 Mathematical Description of Size Effect

The size effect is defined by comparing the ultimate loads (maximum loads),  $P_u$ , of geometrically similar structures of different sizes. This is done in terms of the nominal stress  $\sigma_N$  at failure. For two-dimensional similarity (e.g., panels),  $\sigma_N = c_n P_u / bd$ , and for three-dimensional similarity (e.g., cylinders),  $\sigma_N = c_n P_u / d^2$ . Here  $b$  = thickness of a two-dimensional structure;  $d$  = characteristic dimension (size), which may be defined as any dimension of the structure, e.g., the depth of a beam or its span, since only the relative values of  $\sigma_N$  matter; and  $c_n$  = chosen dimensionless coefficient introduced for convenience. One may either set  $c_n = 1$  or use  $c_n$  to make  $\sigma_N$  coincide with some convenient stress formula. E.g., for a simply supported beam of span  $L$  and a rectangular cross section of depth  $H$ , with load  $P$  at midspan, one may set  $d = H$  and  $c_n = 3L/2H$ , in which case  $\sigma_N = 3PL/2bH^2 =$  maximum elastic bending stress ( $c_n$  is constant because  $L/H$  is constant for geometrically similar structures); or one may set  $d = L$  and  $c_n = 3L^2/2H^2$ , with the same result for  $\sigma_N$ .

When the  $\sigma_N$ -values for geometrically similar structures of different sizes are the same, one says that there is no size effect. The size effect represents a dependence of  $\sigma_N$  on the structure size (characteristic dimension),  $d$ .

According to plastic limit analysis, as well as elastic analysis with allowable stress or any theory that uses a failure criterion in terms of stresses or strains,  $\sigma_N$  is independent of the structure size. This can be illustrated, e.g., by the elastic and plastic formulas for the strength of beams in bending, shear or torsion [7].

Another theory of failure, conceived by Griffith [8] and introduced to concrete by Kaplan [9], is fracture mechanics. It was Reinhardt [10,11] who pro-

posed that fracture mechanics should be used to describe the size effect in concrete structures, particularly in diagonal shear failure. He also showed that the size effect of classical, linear elastic fracture mechanics agrees reasonably well with some test results, although later it was found that nonlinear fracture mechanics is necessary in general.

In the linear form of fracture mechanics, in which all the fracture process is assumed to be happening at a point—the crack tip—the size effect is the strongest possible. In the plot of  $\log \sigma_N$  vs.  $\log d$ , it is described (regardless of the structure shape) by an inclined straight line of slope  $-1/2$  (Fig. 1), provided that the cracks at the moment of failure of geometrically similar structures of different sizes are also similar. The reason for stipulating this condition (which has been shown from tests [12,13,14,15,16,17] to be usually satisfied) will be briefly explained after Eq.1.

Concrete structures in reality exhibit a transitional behavior between the size effect of strength or yield criteria (i.e., no size effect), represented in Fig. 1 by a horizontal line, and the size effect of linear elastic fracture mechanics, represented by the straight line asymptotic of slope  $-1/2$ ; see the curve in Fig. 1. This size effect is generally ignored by the current design codes, but recent tests [12,13,14,15,16], as well as Eq.1, show it to be very strong, and thus important.

The aforementioned transitional size effect can be most simply explained by considering uniformly stressed rectangular panels of different sizes  $d$ , loaded by uniform distributed load  $\sigma_N$ , as shown in Fig. 2. Each panel is assumed to have a weak spot in the middle of the left side, from which the fracture originates. For a brittle heterogeneous material such as concrete, it is important to take into account a relatively large zone of distributed cracking at the fracture front. The size of this zone is not proportional to the structure size but is approximately related to the maximum aggregate size. In the simplest approximation, it may be assumed that the width,  $h$ , of the cracking band at the fracture front is approximately constant, independent of the structure size (when similar structures made from the same concrete are compared). Likewise, it may normally be assumed that, at maximum load, the length of the fracture,  $a$ , is proportional to dimension  $d$  of the structure, i.e.,  $a/d =$  constant. (This is supported by many of the brittle failures of reinforced concrete structures, as well as by finite element fracture studies.)

Formation of a fracture with crack band of thickness  $h$  and length  $a$  may be imagined to release the strain energy of density  $\sigma_N^2/2E$  from the cross-hatched area in Fig. 2 ( $E$  = elastic modulus of concrete). When the fracture extends by  $\Delta a$ , the additional strain energy that is released into the fracture front comes from the densely cross-hatched strip of horizontal dimension  $\Delta a$ . Obviously, the larger the structure, the larger is the area of the cross-hatched strip, which is given by  $\Delta A = h\Delta a + 2ka\Delta a$  where  $k$  = slope in Fig. 2 = empirical constant depending on the structure shape (the  $k$ -value can be deduced from test results or finite element analysis; for the panel,  $k = \pi/2$ , but the value of  $k$  does not matter for the present argument, only the fact it

is a size-independent constant). Now it is crucial to realize that in a larger structure the energy that is released into a certain small extension  $\Delta a$  of the fracture is larger if the  $\sigma_N$ -value is the same because it comes from a zone of a larger volume. Since the energy dissipated by fracture per unit area of the fracture plane is approximately constant (being equal to the fracture energy,  $G_f$ , which is a material property), the value of  $\sigma_N$  for a larger structure must be less so that the total energy release from a zone of a larger volume would remain the same. Hence the size effect.

The strain energy released from the aforementioned densely cross-hatched strip is  $\Delta W = b(h\Delta a + 2ka\Delta a)\sigma_N^2/2E$  where  $b$  = panel thickness. Setting  $\Delta W = G_f b \Delta a$  = dissipated energy, one obtains  $\sigma_N^2[h + 2k(a/d)d] = 2EG_f$ . Solving for  $\sigma_N$ , one can bring the resulting expression to the form of the size effect law [7]:

$$\sigma_N = Bf'_t(1 + \beta)^{-1/2}, \quad \beta = d/d_0 \quad (1)$$

in which the following notations have been made:  $B = (2EG_f/hf'_t)^{1/2}$ ,  $d_0 = hd/2ka$ , and  $f'_t$ , representing the direct tensile strength of concrete, is introduced to make  $B$  nondimensional. The ratio  $\beta$  is called the brittleness number of the structure, for reasons explained later. Now it is important to note that parameters  $B$  and  $d_0$  are size-independent, i.e., constant, because  $d/a$  is constant if there is geometric similarity (see hypothesis 3 below), and  $h$  is also approximately size-independent, as already mentioned.

It must be emphasized that Eq.1 is only approximate. But its accuracy is sufficient for a rather broad size range—from experience, up to about 1:20, which is adequate for most practical purposes. For a still broader size range, a more complicated formula would nevertheless be required.

For small enough structures (compared to  $d_0$ ), i.e.,  $d \ll d_0$ , Eq.1 yields  $\sigma_N = Bf'_t = \text{constant}$ , which means that the size effect disappears (see the horizontal asymptote in Fig. 1). The plastic limit analysis or elastic allowable stress design is then valid. This has been the case for most laboratory testing so far. For  $d \gg d_0$ , the fracture process zone size is negligible compared to the structure size, which is the case of linear elastic fracture mechanics. Eq.1 reduces in this case to  $\sigma_N = Bf'_t\beta^{-1/2}$  or  $\log \sigma_N = -\frac{1}{2} \log d + \text{const.}$ , which gives in Fig. 1 a straight-line asymptote of slope  $-\frac{1}{2}$ . Thus it is clear that Eq.1 gives a smooth transition between these two asymptotic cases. The intersection point of the asymptotes is obtained by setting  $Bf'_t = Bf'_t\beta^{-1/2}$ , which yields  $\beta = 1$  or  $d = d_0$  (Fig. 1).

Since from some viewpoints the length of the distributed cracking zone at the fracture front is more important than the width, it is interesting to note that a derivation of Eq.1 similar to that given above, with the same result [7,18] can be made for a sharp line crack having a fracture process zone of constant length at the front. For more complicated structural geometries, the foregoing type of reasoning gets difficult. However, Eq.1 can be derived generally by dimensional analysis and similitude arguments [7,19]. This general derivation

rests on two basic hypotheses: (1) the propagation of a fracture or crack band requires an approximately constant energy supply per unit length and width of fracture, and (2) the potential energy released by fracture from the structure is a function of both (a) the length of the fracture and (b) the area of the cracking zone (fracture process zone) at the fracture front. If the potential energy release is a function of only the fracture length, the size effect of linear elastic fracture mechanics ensues, and if it is a function of only the cracking area, there is no deterministic size effect.

The transitional size effect curve in Fig. 1 is also obtained by numerical models of the microstructure, such as the random particle model. In this model, a system of aggregate particles is generated randomly and each large aggregate particle is considered as a finite element interacting with its neighbors through a contact element representing the contact zone [20]. Furthermore, nonlocal finite element models in which localization of cracking is restricted to a zone of a certain minimum size, also exhibit the same transitional type of size effect, while ordinary finite element codes are incapable of representing it [21,22]. Finally, Eq.1 has been derived as the deterministic limit of a statistical strength theory that represents a nonlocal generalization of Weibull theory [6].

Eq.1 has been extensively verified by testing both fracture specimens [7,19, 23] and reinforced concrete structures [12,13,14,15,16,24,25,26], as well as by computer simulations of cracking propagation [20,21,22]. In the case of test specimens, similarity of the fracture shape and length is enforced by providing geometrically similar notches in specimens of different sizes. In real concrete structures, from which notches are absent, Eq.1 is applicable only under the following two additional hypotheses: (3) the failure modes (i.e., fracture shapes and lengths) of geometrically similar structures of different sizes are, at the moment of maximum load, also geometrically similar, and (4) the structure does not fail at crack initiation. From testing [12,13,14,16,24,25,26], as well as finite element (and other) computational models [20,21,22], it appears that these assumptions usually are approximately satisfied over a wide range of structure types and sizes (but exceptions exist, e.g., in Brazilian split cylinder tests, caused by a change in the failure mode as the size becomes very large). A good design practice of course requires the maximum load to be much higher than the cracking initiation load (as required by hypotheses 4), and this is to some extent also enforced by design codes.

The characteristic of the failure process that gives rise to the size effect is the propagating nature of failure. In plastic limit analysis the failure is always non-propagating, simultaneous, with all the parts of the structure forming at maximum load a single-degree-of-freedom mechanism and moving simultaneously in proportion to one time-like parameter. The typical characteristic of such failures is that the load-deflection diagram, after reaching the maximum load, exhibits a horizontal plateau. It can be shown in general that when the horizontal plateau is lacking, i.e., when the load decreases after the peak with increasing deflection, the failure cannot be simultaneous but must be propagating. Propagating failures need to be generally described by fracture

mechanics, not plastic limit analysis, and they always exhibit size effect (of the energy release type).

### 3 Brittleness Number

Distinctions between brittle and ductile failures have long been emphasized in concrete textbooks, however the meaning of brittleness has been left hazy, unquantified. The notion of brittleness is closely connected with the size effect. Brittleness increases with size. It can be generally shown that in small structures the load declines relatively slowly with deflection after the peak, while in a similar large structure the load-deflection curve declines steeply, and for a sufficiently large size even exhibits the so-called snapback instability in which the load-deflection curve becomes vertical, after which the failure is dynamic. Recognizing this connection, various authors, including Gogotsi et al. [27], Homeny et al. [28] for ceramics in general, and Carpinteri [29] and Hillerborg [30] for concrete in particular, proposed brittleness to be quantified by some brittleness number depending on the structure size,  $d$ . Unfortunately, Gogotsi, Homeny, Hillerborg, and Carpinteri's brittleness numbers are not independent of the structure geometry (shape) and thus cannot be used as universal characteristics of brittleness (e.g., a brittleness number equal to 2 could mean a very brittle behavior for one structure geometry and a very ductile behavior for another geometry). These numbers only allow comparing the brittleness of similar structures of different sizes.

A universal measure of brittleness is offered by the size effect law [7], although it is only approximate since the exact size effect law is not known. For  $\beta \gg 1$ , linear fracture mechanics applies, which represents a perfectly brittle behavior. For  $\beta \ll 1$ , plastic limit analysis applies, which represents the absence of brittleness. Therefore, the ratio  $\beta = d/d_0$  may be taken as a brittleness number [19,23]. According to Eq.1, the horizontal asymptote in Fig. 1 is  $\sigma_N = Bf'_i$ , and the inclined asymptote is  $\sigma_N = Bf'_i\beta^{-1/2}$ . They intersect at  $\beta = 1$ . Therefore, the value  $d = d_0$  (or  $\beta = 1$ ) corresponds in the size effect plot of  $\log \sigma_N$  vs.  $\log d$  to the point where the horizontal asymptote for the strength or yield criterion intersects the inclined asymptote for the linear elastic fracture mechanics (LEFM), (Fig. 1). For  $\beta < 1$ , the behavior is closer to plastic limit analysis, and for  $\beta > 1$  it is closer to linear elastic fracture mechanics. With a practically sufficient accuracy, the nature of structure response and the type of analysis may be characterized as follows [19]:

$\beta < 0.1$	plastic limit analysis	
$0.1 \leq \beta \leq 10$	nonlinear fracture mechanics	(2)
$\beta > 10$	linear elastic fracture mechanics (LEFM)	

For  $\beta < 0.1$ , the horizontal asymptote deviates from Eq.1 (Fig. 1) by less than 4.7%, which is small enough to permit the use of plastic limit analysis, and

for  $\beta > 10$ , the inclined asymptote deviates from Eq.1 also by less than 4.7%, which is small enough to permit the use of LEFM. If deviations under 2% are desired, then the nonlinear range must be expanded to  $1/25 \leq \beta \leq 25$ .

Let us now consider the determination of the brittleness number when size effect test data are absent. Two formulas have been derived for this purpose, based on matching the inclined asymptote of the size effect law,  $\sigma_N = Bf'_i/\sqrt{\beta}$ , to a solution by linear elastic fracture mechanics. They read

$$\beta = B^2 g(\alpha_0) \frac{f'_i{}^2}{EG_f} \quad (3)$$

$$\beta = \frac{g(\alpha_0) d}{g'(\alpha_0) c_f} \quad (4)$$

in which  $g(\alpha_0)$  is the nondimensionalized energy release rate corresponding to the initial relative crack length  $\alpha_0 = a_0/d$  according to linear elastic fracture mechanics (see any fracture mechanics textbook, e.g., Broek [31] or Bazant and Cedolin, Ch.12 [32]),  $g'(\alpha_0)$  is its derivative, and  $c_f$  is the effective length of the fracture process zone, which is a material property (if defined for extrapolation to a specimen of infinite size).

The first formula, Eq.3 (derived in [19,23]), is more accurate for small sizes, and the second formula, Eq.4 (derived in [33]), from a modified form of Eq.1, is more accurate for large sizes. With either formula, calculations of the brittleness number necessitate knowing the shape and length of the linear elastic crack at maximum load of a very large structure. This crack is precisely defined only by extrapolation to a similar structure of infinite size (for real size structures, there is a cracking band rather than a well defined crack). For typical brittle failures of concrete structures except diagonal shear [34], it has not yet been established what shape and length this crack should have. However, once this shape and length become known,  $g(\alpha_0)$  and its derivative can be easily calculated with a linearly elastic finite element program, and could also be tabulated for typical structures. For the calculation of  $B$ , the existing design formulas based on plastic limit analysis can probably be used.

Alternatively, one might also skip the determination of  $g(\alpha_0)$  and develop on the basis of test data alone simple empirical formulas [34] that directly give, for various typical structure shapes, the value of the transitional size  $d_0$  (for example in relation to the cross section dimension and the maximum aggregate size  $d_a$ ). Then the brittleness number immediately results as  $\beta = d/d_0$ . Such a value of  $d_0$  would not be exact, but may be accurate enough for design purposes (after all, due to the log-scale in Fig. 1, what matters is the order of magnitude of  $d_0$ ; errors by factors up to 2 may be tolerable).

In view of the universality of the size effect law in Fig. 1 and the associated brittleness number, it appears that a simple adjustment can introduce the size effect into the existing code formulas based on limit analysis. It might suffice to take the existing code formula for the nominal stress due to concrete at

ultimate load,  $v_u$ , and replace it by the expression:

$$v_u(1 + \beta)^{-1/2} \quad (5)$$

Note, however, that for some types of failure there may exist some limit  $v_u^{\min}$ , since at very large sizes there can be a transition to some nonbrittle failure mechanism (this in fact is the case for the Brazilian split-cylinder test). An empirical expression for  $d_0$  needed for calculating  $\beta$  in Eq.5 has been proposed in [24,26] but a rational method to calculate  $d_0$  [34] for most types of brittle failure still awaits development.

#### 4 Previous Tests of Brittle Structural Failures

After the size effect law has been formulated, much effort has been devoted to comparing and validating it on the basis of the test data in the literature. The efforts were especially focused on the diagonal shear failure of reinforced concrete beams without and with stirrups [12,24,26]. The latter study included essentially all the experimental data that could be extracted from the literature, consisting of 461 beam tests. After approximately eliminating the effects of shear span, reinforcement ratio and other factors according to various known approximate formulas (as explained in these papers), the existence of a size effect has been clearly demonstrated. It was also shown that incorporation of the size effect law (Eq.1) into the existing ACI or CEB-FIP design formulas for the contribution of concrete to the ultimate strength of beams in diagonal shear brings about a distinct improvement, reducing the coefficient of variation of the deviations of the test results from the design formula.

Unfortunately, however, the results of these studies have not allowed any strong conclusions. The reason has been that the size effect data extracted from the previous tests showed enormous scatter, which was probably due mainly to the errors of the formulas used to filter out the effect of various other factors. The tests have been done at various laboratories, on various concretes, and on beams of various geometries. Most test series did not include various sizes. Those few that did ([35,36,37,38,39,40,41]), did not include a sufficiently broad range of sizes and, most seriously, did not use geometrically similar specimens and the same aggregate sizes. The same is true of the latest and largest study of the size effect in diagonal shear presented by Iguro, Shioya, Nojiri and Akiyama [42].

The lack of geometric similarity in the previous test series has been the most serious impediment against their exploitation for the present purposes. To extract information on the size effect, adjustments for all the other influencing factors had to be made first. But since the influences of those other factors are known only approximately, a considerable error is inevitably introduced by such adjustments. This causes enormous scatter, which obscures the underlying trend of the size effect [12,15,24,26].

Aside from unprestressed beams without stirrups, the previous studies of test data from the literature dealt also with prestressed beams without stirrups and with unprestressed beams with stirrups. In the latter case, the portion of the carrying capacity due to stirrups is of course free of size effect as the stirrups fail in a ductile manner. However, despite considerable scatter, the analysis of the data confirmed that, in contrast to the current design approach, the carrying capacity due to stirrups (which exhibits no size effect) is not simply additive to that due to concrete (which does exhibit a size effect). Rather, the presence of stirrups appears to have a strengthening influence on the portion of the carrying capacity due to concrete, which is of course not really surprising.

Similar problems have been encountered in an attempt to evaluate the size effect from the existing data on punching shear failures and torsional failures although, for the latter, the test results of Hsu [43], Humphreys [44] and McMullen and Daniel [45] provided at least a clear indication of the existence of a significant size effect.

To sum up, despite a clear revelation of the existence of size effect, the enormous scatter and narrow size range of the previous test data from the literature [24,26] has made it impossible to verify with such data which size effect theory is the correct one. For example, the present size effect law fits most previous data from the literature no better than a formula based on Weibull-type statistical theory. This state of affairs, for example, would permit concluding on the basis of the test data of Iguro et al. [42] that the Weibull-type theory should be acceptable for diagonal shear failures of beams, even though its use is in fact questionable from the theoretical viewpoint as already mentioned.

#### 5 Evidence from New Tests of Geometrically Similar Structures

In view of the aforementioned limitations of the previous experimental evidence, a systematic program of new tests of brittle failures of reinforced concrete structure, focused on the size effect and strictly adhering to geometric similarity, has been carried out at Northwestern University. To keep the costs down, all the tests were done on reduced-size specimens with reduced-size aggregate (maximum sizes 3/8 or 1/4 in.). The tests included the diagonal shear failure of beams without stirrups [14] the punching shear failure of circular slabs reinforced at bottom surface [12], the torsional failures of plain and longitudinally reinforced concrete beams [25], and the pullout failure of reinforcing bars [15]. The results of these tests, whose details are given in the aforementioned articles, are shown as the data points in Figs. 3-6. The data for punching shear (Fig. 4) have the size range 1:4, and so have the data for torsion (Fig. 5a,b) and the data for pullout (Fig. 6).

The tests of diagonal shear consisted of two series. In the first series (Fig. 3a), in which the size range was 1:4 and in which the longitudinal bars were

straight, it was found that the diagonal shear failure was accompanied by pullout failure of bars, marked especially for the smallest size. Therefore a second series (Fig. 3b) was conducted on beams in which the bars had right angle hooks at the ends, which prevented the pullout. The second series had the size range of 1:16. The beam specimens were similar in two dimensions, i.e., they had the same thickness for all the sizes.

From Figs. 3-6 it is clear that there is a strong size effect. It is also noteworthy that in the logarithmic scales the size effect curve does not tend to level off at large sizes, which is predicted by fracture mechanics. The optimal fits according to Eq.1 are shown as the solid curves, and it is seen that the agreement is quite good, especially in view of the inevitable statistical random scatter of concrete strength in brittle failures. While the aforementioned studies of previous test data from the literature only confirmed the existence of size effect but could not decide which formula for the size effect was the correct one, the comparisons in Figs. 3-6 can be said to support Eq.1. This is especially clear for the second series of the diagonal shear tests (Fig. 3b), by virtue of its broad size range.

The second series appears to represent the first test results that show that classical Weibull-type statistical theory does not apply to concrete structures. According to this theory, the strongest size effect in two dimensions corresponds to a straight line of slope  $-1/6$ , whose optimal fit to the present data is shown as the dashed line in Fig. 3b. One can see that this line clearly disagrees with the trend of the data and gives too weak a size effect for the large sizes. (This is true provided one takes the value of Weibull modulus as  $m = 12$ , in agreement with the results of uniaxial tensile tests, and assumes the Weibull threshold strength to be  $\sigma_0 \approx Q$ ; if this threshold were larger than 0, the size effect would be even milder than that shown by the dashed line in Fig. 3b, exhibiting an approach to a horizontal asymptote, as shown by the dotted curve.)

The essential parameter that determines the intensity of the size effect is the transitional size  $d_0$ . This parameter represents a combination of a material property with the effect of structure shape. The tests in Figs. 3-6 show that its values vary greatly from one structure type to another. From the present limited results, it is not yet possible to give a good empirical formula for evaluating  $d_0$ . But parameter  $d_0$  can also be predicted theoretically from Eq.3 or 4. In that regard, further research is desirable in order to determine the shape and length of the equivalent linearly elastic crack at maximum load, which is needed to calculate  $g(\alpha_0)$  for Eq.3 or 4, or to develop empirical formulas for  $d_0$ . To obtain complete experimental verification and minimize reliance on theoretical extrapolations, geometrically similar tests of sufficient size range may have to be made with full-size aggregate, including real-size beams and slabs.

## 6 Other Uses of Size Effect Law and Ramifications

Knowledge of the size effect law is as useful for determining material fracture properties as it is for extrapolating laboratory data to real structures. The material fracture properties needed for finite element analysis of concrete fracture include the fracture energy and the effective length of the fracture process zone (alternatively, from these two properties one can determine the critical crack-tip opening displacement used as a fracture parameter in some models).

In laboratory fracture specimens of typical sizes, the problem is that the fracture process zone extends over a larger part of the cross section. Consequently, the size and shape of the fracture process zone is greatly influenced by the boundaries, i.e., the shape of the specimen. This makes it very difficult to get unambiguous results by the usual adaptations of linear elastic fracture mechanics. The problem, however, disappears when one extrapolates the results to a specimen of infinite size. An important point is that, in a specimen of infinite size, the fracture process zone occupies a negligibly small part of the structure volume, and so most of the structure is elastic.

As one basic result of linear elastic fracture mechanics, the asymptotic stress field around the crack tip is exactly the same for any structure geometry. Thus the fracture process zone in an infinitely large specimen is always exposed to the same stresses at its boundary, and so it must always take the same size and shape, and develop the same stress and strain distributions. Consequently, the fracture energy as well as the effective length of the fracture process zone are constants, independent of structure shape. Thus, the definition of fracture energy and the effective length of the process zone are unambiguous [19]. In theory, they would also be exact if the exact size effect law valid up to infinite size were known. But since it is not known (Eq.1 is only approximate), this means that the fracture properties obtained on the basis of Eq.1 are not exact. They should nevertheless be sufficient for most practical purposes since Eq.1 is applicable over a size range up to about 1:20.

By matching the infinite-size extrapolations according to Eq.1 to the formulas of linear elastic fracture mechanics, simple expressions for determining the fracture energy as well as the effective length of the fracture process zone have been devised [18,19,23]. By testing fracture specimens of very different geometries, it was demonstrated that the material parameter values obtained by the size effect method are indeed approximately independent of the structure shape.

The size effect method of determining material fracture properties is also very simple to use, since it requires merely the measurements of the maximum loads of specimens of various sizes, which can be carried out even with the most rudimentary equipment. Other methods require measurement of the post-peak softening response and unloading response, which necessitates a stiff testing frame with closed-loop displacement control and calls for more sophisticated

equipment.

Another important question is the effect of aggregate size, and more generally, the influence of concrete composition. In principle, the size effect law (Eq.1) is valid only for specimens of the same material, which also implies the same aggregate size distribution. While recognizing that it is strictly impossible to change aggregate size without changing other composition parameters of concrete, it was suggested that the value of  $d_0$  should be roughly proportional to the maximum aggregate size  $d_a$ , and that the value of  $f'_t$  in Eq.1 should be decreased as the aggregate size increases. The formula  $f'_t = f'_t{}^0 [1 + (c_0/d_a)^{1/2}]$  has been proposed for this purpose by Bažant[46];  $f'_t{}^0$  and  $c_0 = \text{constants}$ . But this formula does not take into account the effect of aggregate shape, which might be very important according to the recent tests by V. Saouma at the University of Colorado, Boulder (private communication, 1989). This aspect is especially important for concrete dams, for which introduction of fracture mechanics into the failure analysis is imperative.

The current finite element codes for concrete structures generally utilize the smeared cracking concept. Such codes exhibit no size effect, which is an unacceptable feature of these codes. The finite element codes based on linear elastic fracture mechanics represent too strong a size effect. The basic requirement of acceptability of a finite element code for concrete structures is that the code should exhibit a transitional size effect. This is achieved either by codes based on nonlinear fracture process zone models (e.g., Hillerborg's fictitious crack model, or the crack band model) or more generally by nonlocal finite element codes. To document it, Fig. 7 [21] compares the results of a finite element code with nonlocal smeared cracking to test results.

## 7 Conclusion

1. While the hundreds of test data series available in the literature exhibit so much scatter that they provide only a relatively weak and ambiguous evidence for the size effect, merely suggesting its existence, the new Northwestern University tests of geometrically similar specimens prove the existence of a strong size effect and also confirm its approximate law. These new tests include the diagonal shear failure of beams, punching shear failure of slabs, torsional failure of beams, and pullout failure of bars. In view of this evidence, the existence of size effect must be suspected for all other brittle failures of concrete structures, e.g., the failures of splices, anchors and anchorages, the shear failure of deep panels, the cryptodome failure of the top slab of a reactor vessel, the failure of pipes, and the failure of concrete dams.

2. The size effect observed in the Northwestern University tests agrees quite well with the size effect law in Eq.1. This confirms that the size effect is caused by the release of the stored energy from the structure into the front of the propagating fracture or crack band front. The larger the structure, the greater is the volume from which the energy is released, and since the fracture

front dissipates the same amount of energy regardless of structure size, the energy density in a larger structure, and thus also the nominal stress due to failure load, must be less.

3. Although verification by tests of real-size beams with full-size aggregate will be necessary, it is already clear that the size effect due to the stored energy release ought to be introduced into all the ultimate load formulas for brittle failures in concrete design codes, as indicated in Eq.5.

4. The size effect is inextricably linked to brittleness. The brittleness, formerly a hazy concept, may be quantitatively characterized by the brittleness number,  $\beta$ , which takes into account the effect of both size and shape. Generally, the values of the ultimate strength contribution due to concrete (rather than steel reinforcement), as given by the existing codes, should be modified by dividing them with the factor  $(1 + \beta)^{1/2}$ . Further research, however, is needed to determine the transition size  $d_0$  required for the calculation of  $\beta$  when test data for the structure geometry of interest are unavailable. For this purpose it will be necessary to know not only the final failure surface but also the shape and length of the principal crack (or cracking band) in a large structure at the moment of maximum load.

5. The test results for diagonal shear of beams disagree with Weibull-type statistical theory. This corroborates the theoretical arguments against the use of this theory for concrete structures for which the ultimate load is much larger than the crack initiation load and a large fracture or cracking zone grows prior to attainment of the maximum load.

6. The basic criterion for acceptability of a finite element code for concrete structures ought to be that the code must exhibit a transitional size effect between plastic limit analysis and linear elastic fracture mechanics.

**ACKNOWLEDGEMENT.** *The presently reported experimental and analytical research was supported under AFOSR contract F49620-87-C-0030 DEF with Northwestern University. Supplementary funds were received from the Center for Advanced Cement-Based Materials at Northwestern University and from the Reinforced Concrete Research Council.*

## Appendix

### Is Weibull's Statistical Theory Applicable?

Traditionally, the size effect has been explained statistically by randomness of strength. The failure load of a chain is determined by the strength of the weakest link in the chain and the size effect arises from the fact that the longer the chain, the smaller is the minimum strength that is likely to be encountered in the chain. This explanation, which is no doubt correct for the failure of long uniformly stressed bars, is described by Weibull's weakest link statistics. Weibull-type theories have later been extended to reinforced concrete structures in general [1]. In these extensions, the probability of failure of a structure and the mean nominal stress at failure are:

$$\text{Prob}(P) = 1 - \exp \left\{ - \int_V \left[ \frac{\sigma(P, x)}{\sigma_0} \right]^m \frac{dV(x)}{V_r} \right\} \quad (6)$$

$$\bar{\sigma}_N = \frac{1}{bd} \int_0^\infty [1 - \text{Prob}(P)] dP \quad (7)$$

in which  $V$  = volume of the structure,  $V_r$  = constant,  $m$  and  $\sigma_0$  = material constants representing the Weibull modulus and the threshold stress. The key to applications of Weibull theory is function  $\sigma(P, x)$ , representing the stress caused by load  $P$  at location  $x$ . Determination of this stress distribution is easy only for structures that fail at initiation of macroscopic crack growth (which is the case for most metallic structures, e.g., the failure of an engine pylon in an aircraft). In such a case, the stress distribution is calculated according to elasticity for a structure without any crack. Such a simplification has been widely used in various Weibull-type analyses of concrete structures, but it is invalid.

Due to reinforcement as well as the existence of strain softening, concrete structures do not fail at crack initiation. In fact, design codes require the failure to be sufficiently higher than the crack initiation load. Consequently, a concrete structure undergoes pronounced inelastic deformation and macroscopic crack growths prior to reaching the failure load. This causes severe stress redistributions such that the distribution  $\sigma(P, x)$  at failure is very different from the elastic distribution at no crack. The aforementioned stress redistributions are difficult to determine, but the near-tip asymptotic elastic stress field might be a good approximation at distances not too large and not too small from the tip of the macrocrack at the moment of failure. Now, due to singularity of this stress field, the stress values farther away from the tip of a microcrack are relatively small and make a negligible contribution to  $\bar{\sigma}_N$  compared to the stresses in the volume of the fracture process zone around the macrocrack tip. Due to this singularity, the volume in which the strength values matter is quite small, usually a small part of the entire volume of the structure. This causes the statistical size effect to become weak.

In any event, the random statistical size effect comes only after the size effect caused by the stress redistributions, which is deterministic and would exist even if the strength showed no randomness; it is explained by the release of stored energy associated with the stress redistribution. If there is any statistical size effect, it can be manifested only by the remaining portion of the measured size effect which is unaccounted for by the fracture mechanics size effect. But no such unaccounted portion is apparent from the existing tests.

To sum up, explaining the size effect in reinforced concrete structures only by the classical Weibull-type statistical theory is incorrect. Nevertheless, the randomness of strength should be taken into account. To do that, one needs a nonlocal generalization of Weibull theory [6]. This generalization shows that the large-size asymptote remains valid but the small-size asymptote changes from a horizontal line to a line of small inclination that corresponds to the classical Weibull-type size effect. This generalization, however, would make an appreciable difference only for extremely broad size ranges.

## References

- [1] Mihashi, H. (1983), "A Stochastic Theory for Fracture of Concrete," *Fracture Mechanics of Concrete*, Ch. 4.3, ed. by F.W. Wittmann, Elsevier, Amsterdam, NY, pp. 301-339.
- [2] Weibull, W. (1939), "Phenomenon of Rupture in Solids," *Ingenioersvetenskapsakad. Handl.*, Vol. 153, pp. 1-55.
- [3] Zaitsev, J.W., and Wittmann, F.H. (1974), "A Statistical Approach to the Study of the Mechanical Behavior of Porous Materials under Multi-axial State of Stress," Proceedings of the 1973 symposium on *Mechanical Behavior on Materials*, Kyoto, Japan, 105 pp.
- [4] Mihashi, H., and Zaitsev, J.W. (1981), "Statistical Nature of Crack Propagation," Section 4-2 in Report to RILEM TC 50 - FMC, ed., F.W. Wittmann.   
Fracture of Concrete," *Fracture Mechanics of Concrete*, Ch. 4.3, ed. by F.H. Wittmann, Elsevier, Amsterdam, NY, pp. 301-339.
- [5] Carpinteri, A. (1986), *Mechanical Damage and Crack Growth in Concrete*, Martinus Nijhoff Publishers, Dordrecht.
- [6] Bažant, Z.P., and Xi, Y. (1990), "Statistical Size Effect in Quasibrittle Structures," Report, Center for Advanced Cement-Based Materials, Northwestern University, Evanston, IL; also, *ASCE Journal of Engineering Mechanics*, in press.
- [7] Bažant, Z.P. (1984), "Size Effect in Blunt Fracture: Concrete, Rock, Metal," *Journal of Engineering Mechanics*, ASCE, 110(4), pp. 518-535.



- [8] Griffith, A. (1921), "The Phenomenon of Rupture and Flow in Solids," *Philosophical Trans.*, Royal Society of London, Series A, Vol. 221, pp. 163-198.
- [9] Kaplan, M.F., (1961) "Crack Propagation and the Fracture of Concrete," *American Concrete Institute Journal*, 58(11).
- [10] Reinhardt, H.W. (1981), "Similitude of Brittle Fracture of Structural Concrete," *IABSE Colloquium on Advances in Reinforced Concrete*, Delft, pp. 175-184.
- [11] Reinhardt, H.W. (1981), "Scale Effects in Shear Tests in the Light of Fracture Mechanics" (in German), *Beton u. Stahlbetonbau*, Berlin, 76(1), pp. 19-21.
- [12] Bažant, Z.P., and Cao, Z. (1987), "Size Effect in Punching Shear Failure of Slabs," *ACI Structural Journal* Vol. 84, pp. 44-53.
- [13] Bažant, Z.P., and Sener, S. (1987), "Size Effect in Torsional Failure of Concrete Beams," *Journal of Structural Engineering*, ASCE, 113(10), pp. 2125-2136.
- [14] Bažant, Z.P., and Kazemi, M.T. (1991), "Size Effect on Diagonal Shear Failure of Beams without Stirrups," *ACI Structural Journal*, Vol. 88, pp.
- [15] Bažant, Z.P., and Sener, S. (1988), "Size Effect in Pullout Tests," *ACI Materials Journal*, Vol. 85, pp. 347-351.
- [16] Eligehausen, R., and Özbolt, J. (1990), "Size Effect in Anchorage Behavior in Fracture Behavior and Design of Materials and Structures," Proceedings, 8th European Conference on Fracture, Torino, pp. 2671-2677.
- [17] Marti, P. (1989), "Size Effect in Double-Punch Tests on Concrete Cylinders," *ACI Materials Journal*, 86(6), pp. 597-601.
- [18] Bažant, Z.P., and Kazemi, M.T. (1990), "Determination of Fracture Energy, Process Zone Length and Brittleness Number from Size Effect, with Application to Rock and Concrete," *International Journal of Fracture*, Vol. 44, pp. 111-131.
- [19] Bažant, Z.P. (1987), "Fracture Energy of Heterogeneous Materials and Similitude," Proceedings, SEM-RILEM International Conference on Fracture of Concrete and Rock, ed. by S.P. Shah and S.E. Swartz, Houston, pp. 390-402.
- [20] Bažant, Z.P., Tabbara, M.T., Kazemi, M.T., and Pijaudier-Cabot, G. (1990), "Random Particle Model for Fracture of Aggregates and Fiber Composites," *Journal of Engineering Mechanics*, ASCE, 116(8), pp. 1686-1705.
- [21] Bažant, Z.P., and Lin, F.-B. (1988), "Nonlocal Smeared Cracking Model for Concrete Fracture," *Journal of Structural Engineering*, ASCE, 114(11), pp. 2493-2510.
- [22] Bažant, Z.P., and Özbolt, J. (1990) "Nonlocal Microplane Model for Fracture, Damage and Size Effect in Structures," *Journal of Engineering Mechanics* ASCE 116(8), pp. 2484-2504.
- [23] Bažant, Z.P., and Pfeiffer, P.A. (1987), "Determination of Fracture Energy from Size Effect and Brittleness Number," *ACI Materials Journal*, 84(6), pp. 463-480.
- [24] Bažant, Z.P., and Kim, J.K. (1984), "Size Effect in Shear Failure of Longitudinally Reinforced Beams," *Journal of American Concrete Institute*, 81(5), pp. 456-468; discussion Vol. 82(4), pp. 579-583.
- [25] Bažant, Z.P., Sener, S., and Prat, P.C. (1988), "Size Effect Tests of Torsional Failure of Plain and Reinforced Concrete Beams," *Materials and Structures*, Vol. 21, pp. 425-430.
- [26] Bažant, Z.P., and Sun, H.-H. (1987), "Size Effect in Diagonal Shear Failure: Influence of Aggregate Size and Stirrups," *ACI Materials Journal*, 84(4), pp. 259-272.
- [27] Gogotsi, G.A., Groushevsky, Y.L., and Strelov, K.K. (1978), "The Significance of Non-Elastic Deformation in the Fracture of Heterogeneous Ceramic Materials," *Ceramurgia International*, 4(3), pp. 113-118.
- [28] Homeny, J., Darroudi, T., and Bradt, R.G. (1980), "J-Integral Measurements of the Fracture of 50% Alumina Refractories," *Journal of American Ceramic Society*, 63(5-6), pp. 326-331.
- [29] Carpinteri, A. (1982), "Notch-Sensitivity and Fracture Testing of Aggregate Materials," *Engineering Fracture Mechanics*, 16(14), pp. 467-481.
- [30] Hillerborg, A. (1985), "The Theoretical Basis of a Method to Determine the Fracture Energy  $G_F$  of Concrete," *Materials and Structures*, RILEM, Paris, 18(106), pp. 291-96.
- [31] Broek, D. (1986), *Elementary Engineering Fracture Mechanics*, 4th ed., Martinus Nijhoff, Dordrecht, the Netherlands.
- [32] Bažant, Z.P., and Cedolin, L. (1991), *Stability of Structures: Elastic, Inelastic, Fracture and Damage Theories*, Oxford University Press, New York.
- [33] Bažant, Z.P., and Kazemi, M.T. (1991), "Size Dependence of Concrete Fracture Energy Determined by RILEM Work-of-Fracture Method," *International Journal of Fracture*, in press.

- [34] Bažant, Z.P., Kazemi, M.T., and Tabbara, M.T. (1990), "Fracture Mechanics Based Design of Beams for Diagonal Shear," report, Northwestern University, Evanston, IL, submitted to *ACI Structural Journal*.
- [35] Walraven, J.C. (1978), "The Influence of Depth on the Shear Strength of Lightweight Concrete Beams Without Shear Reinforcement," *Stevin Laboratory Report*, No. 5-78-4, Delft University of Technology, 36 pp.
- [36] Bhal, N.S., (1968), "Über den Einfluss der Balkenhohe auf Schubtragfähigkeit von einfeldrigen Stahlbetonbalken mit und ohne Schubwehrgung," dissertation, Universität Stuttgart, 124 pp.
- [37] Kani, G.N.J. (1967), "How Safe Are Our Large Reinforced Concrete Beams?" *Journal of American Concrete Institute*, 64(3), March, pp. 128-141.
- [38] Leonhardt, F., and Walther, R. (1962), "Beiträge zur Behandlung der Schubprobleme im Stahlbetonbau," *Beton- und Stahlbetonbau* (Berlin), March, pp. 56-64, and June, pp. 141-149.
- [39] Taylor, F.P.J. (1972), "The Shear Strength of Large Beams," *Journal of Structural Engineering*, ASCE, pp. 2473-2490.
- [40] Chana, P.S. (1981), "Some Aspects of Modeling the Behavior of Reinforced Concrete under Shear Loading," Technical Report No. 543, Cement and Concrete Assoc., Wexham Springs, p. 22.
- [41] Rüsç, H., Haugli, F.R., and Mayer, H. (1962), "Schubversuche an Stahlbeton-Rechteckbalken mit gleichmässiger verteilter Belastung," *Bulletin* No. 145, Deutscher Ausschuss für Stahlbeton, Berlin, pp. 4-30.
- [42] Iguro, M., Shioya, T., Nojiri, Y., and Akiyama, H. (1985), "Experimental Studies on Shear Strength of Large Reinforced Concrete Beams under Uniformly Distributed Load," *Concrete Library International*, Japan Society of Civil Engineers, No. 5, pp. 137-154.
- [43] Hsu, T.T.C. (1968), "Torsion of Structural Concrete - Plain Concrete Rectangular Sections," *Torsion of Structural Concrete (SP-18)*, American Concrete Institute, Detroit, MI, pp. 203-238.
- [44] Humphreys, R. (1957), "Torsional Properties of Prestressed Concrete," *Structural Engineer*, 35(6), London, UK, pp. 213-224.
- [45] McMullen, A.E., and Daniel, H.R. (1972), "Torsional Strength of Longitudinally Reinforced Concrete Members of Rectangular Cross-Section," a thesis presented to West Virginia University, Morgantown, WV, in partial fulfillment of the requirements for the degree of doctor of philosophy.
- [46] Bažant, Z.P. (1986), "Mechanics of Distributed Cracking," *Applied Mechanics Reviews*, ASME, Vol. 39, pp. 675-705.

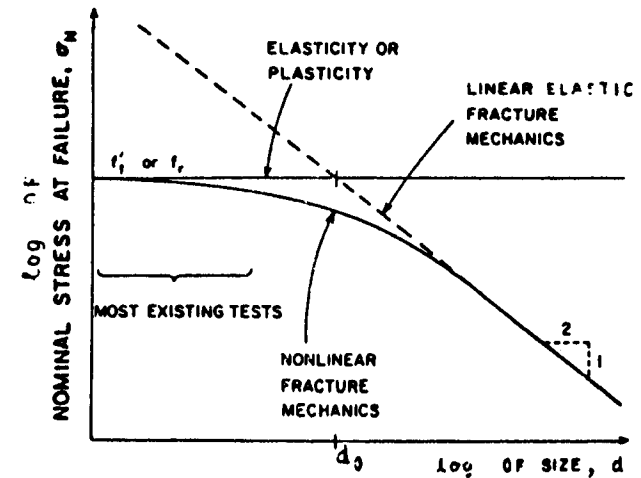


Fig. 1—Size effect law

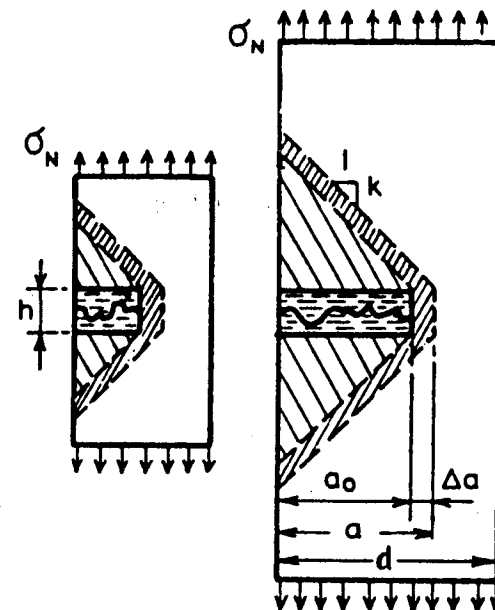
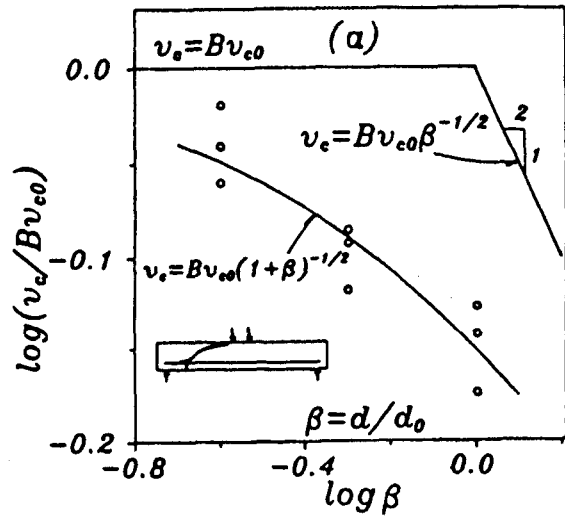
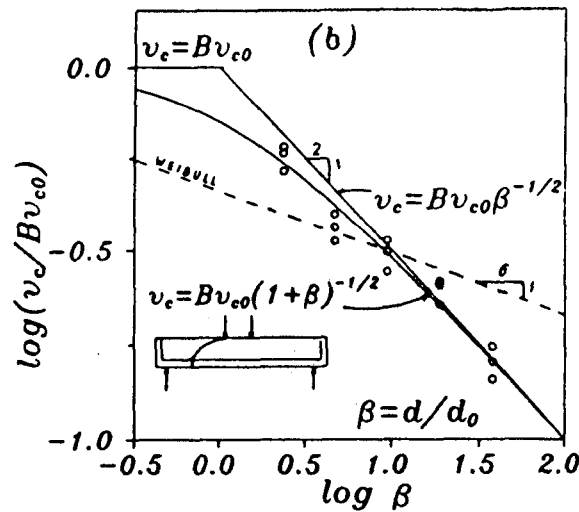


Fig. 2—Explanation of size effect due to stored energy release from the cross-hatched areas



a) Reinforcement pullout occurred



b) Reinforcement pullout prevented by hooks (beam depth 1:2:4:8:16, largest beam 16 in. deep, aggregate size 3/16 in.)

Fig. 3—Test results of Bažant and Kazemi (1989) for size effect in diagonal shear failure of beams without stirrups

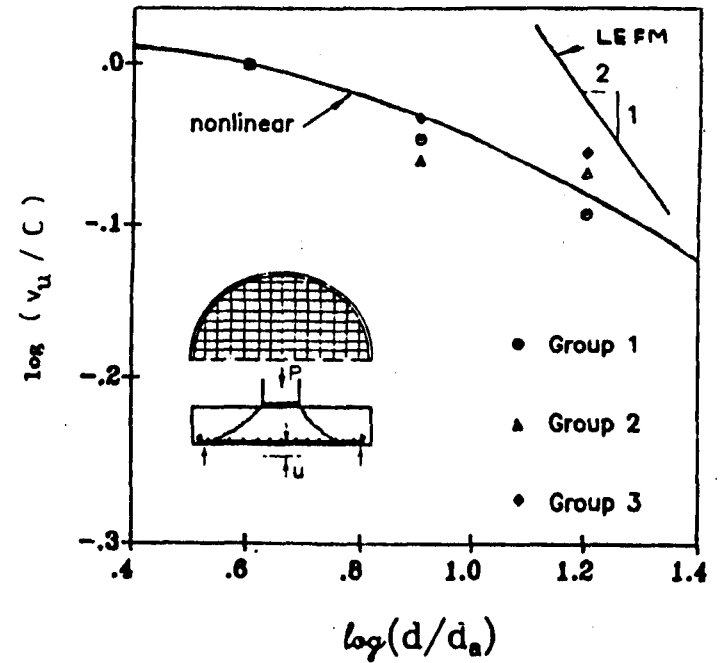


Fig. 4—Test results of Bažant and Cao (1986) for size effect in punching shear failure of circular slabs (slab thicknesses 1, 2, and 4 in., maximum aggregate size 0.25 in.)

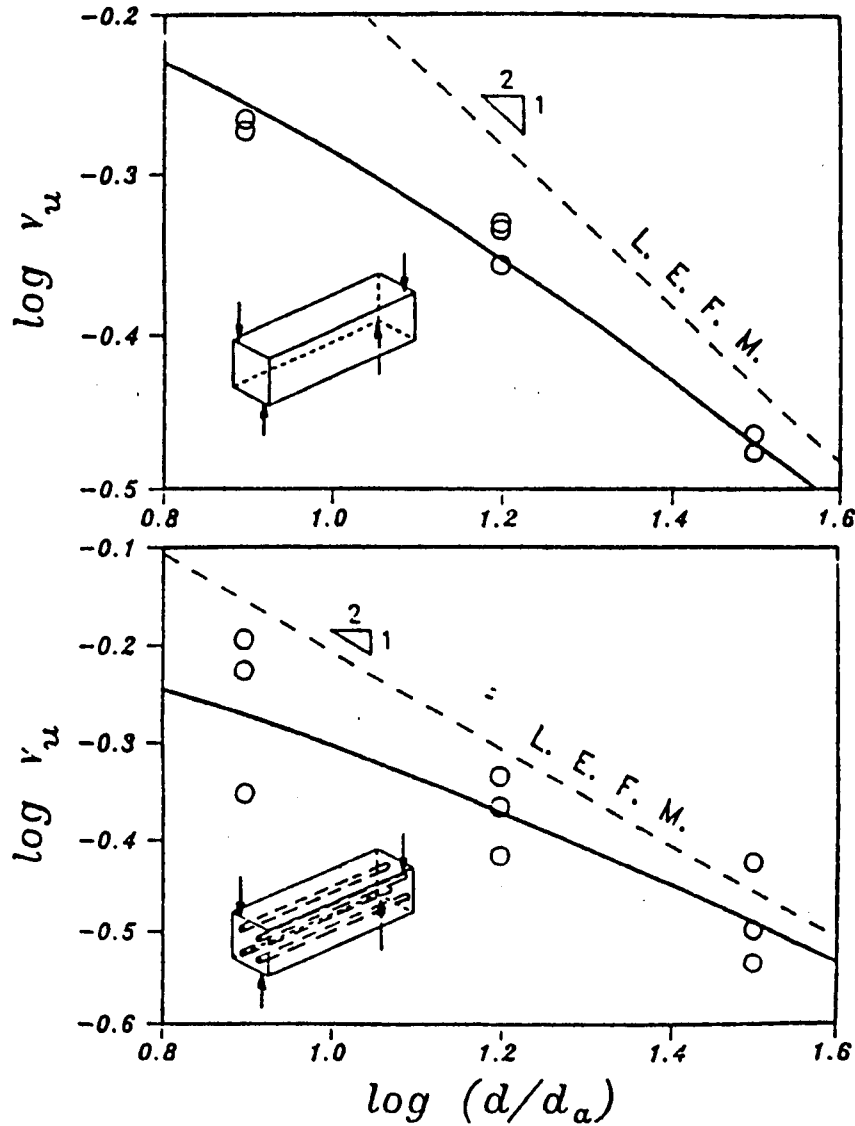


Fig. 5—Test results of Bažant, Sener and Prat (1988) on size effect in torsional failure of unreinforced beams and longitudinal reinforced beams without stirrups (square cross section, sides 1.5, 3, and 6 in., maximum aggregate size 0.19 in.)

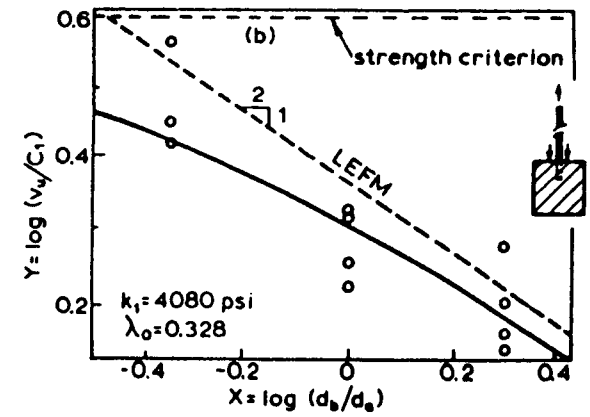


Fig. 6—Test results of Bažant and Sener (1988) on size effect in pullout failure (cube sizes 1.5, 3, and 6 in., maximum aggregate size 0.25 in.)

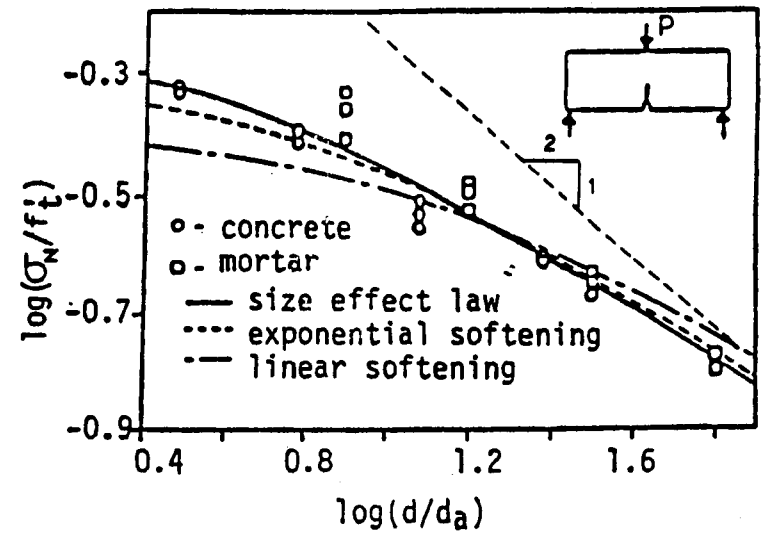


Fig. 7—Size effect obtained by finite element analysis with nonlocal smeared cracking model (after Bažant and Lin, 1988) using two types of softening models for smeared cracking